

1Q2025 Earnings Report

May 15 , 2025

Investor Relations
ir@eyecenter.com.tw

Company Profile

Business Outlooks

1Q2025 Earnings Results

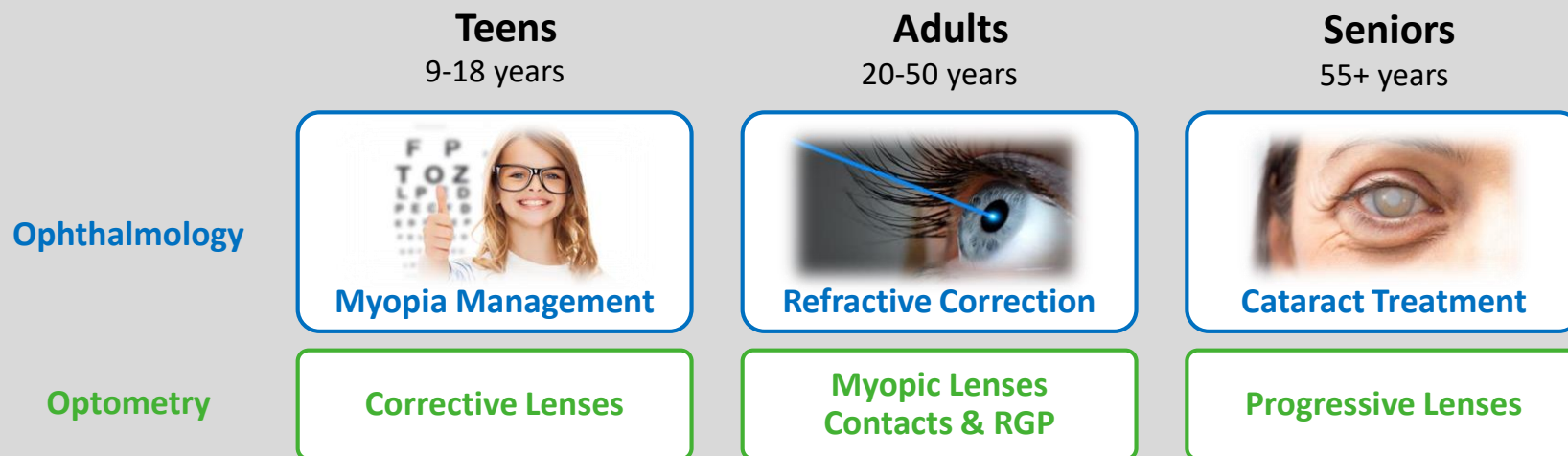
2025 Current Performance

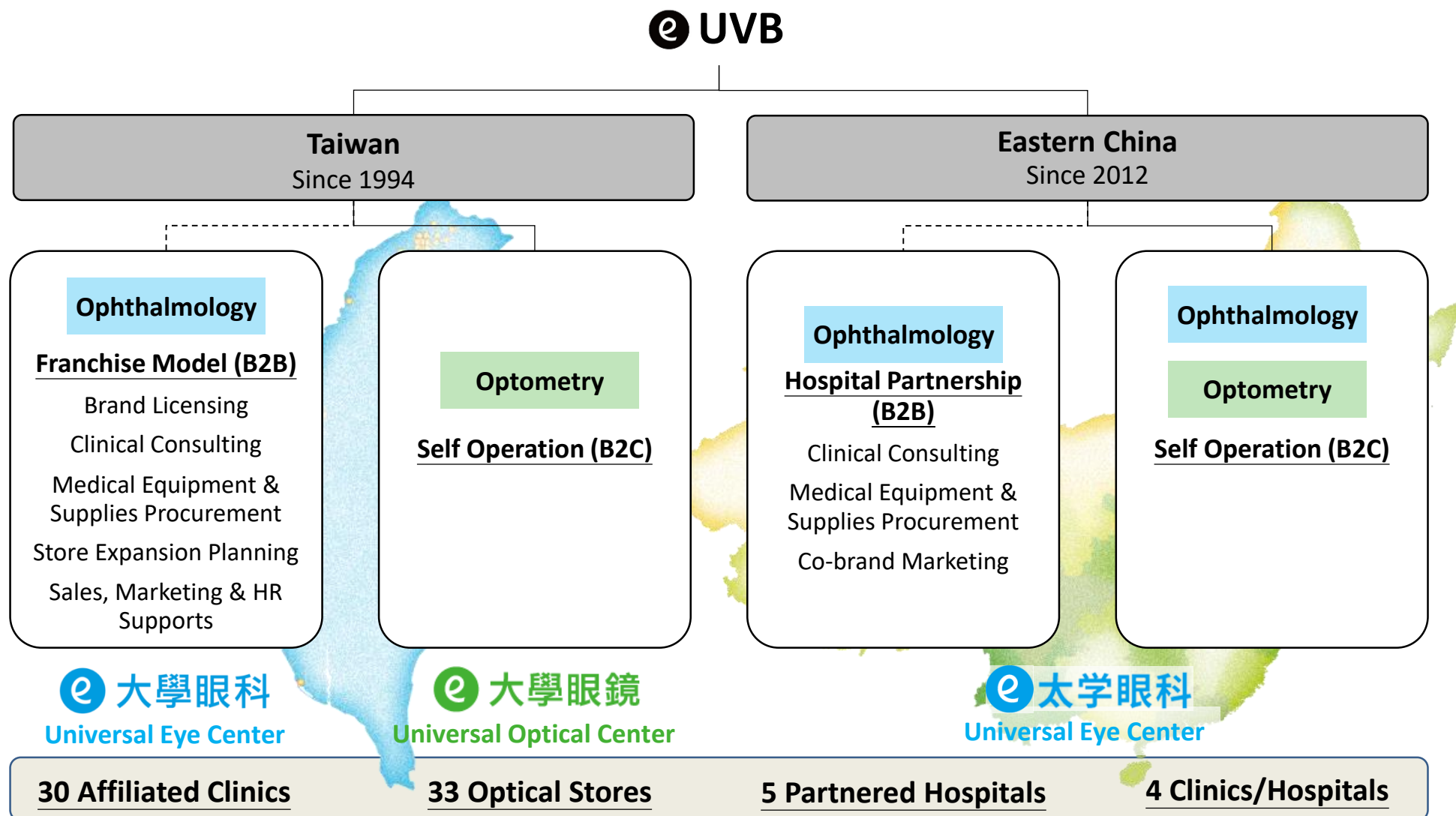


<u>Ticker</u>	<u>Established</u>	<u>Listed</u>
3218TT	1994	2004
<u>Capital</u>	<u>Founders</u>	<u>Group Employees</u>
847M TWD	Dr. Pi-Jung Lin Dr. Shu-Fang Ou	600+ 1300+ (clinic included)

Taiwan's No.1 Eye Care Brand
One Stop Ophthalmology + Optometry Integration
The Vision Care Consolidator & Total Solution Provider

Three Target Generations & Core Businesses





As of May 2025

UVB's Core Competencies in the Industry

UVB Management (B2B)

Leading Technology & Procurement Capability

- Cutting edge medical technology & equipment
- Strong procurement and supply chain management

Professional Administrative Consulting & Support

- Experiences of sales, marketing, store expansion, HR, etc.
- Maximize efficiency and performance for stores

Proven Successful Franchise Business Model

- Leverage corporate capital to invest in high end medical equipment
- Duplicable business success attracts more doctors to join the brand

Retail Service (B2C)

Strong Medical & Optical Expertise

- Experts of practitioners, surgeons and opticians in the network
- Comprehensive clinical application services and training platform



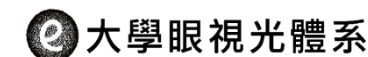
Excellent Medical & Service Quality

- Assisted clinics to acquire JCI Accreditation 5 times since 2010
- One stop compound shop for professional vision care solutions



No.1 Vision Care Brand

- The dominator enjoying 50% of the refractive market share
- Reputable name and high customer satisfaction



Company Profile

Business Outlook

1Q2025 Earnings Results

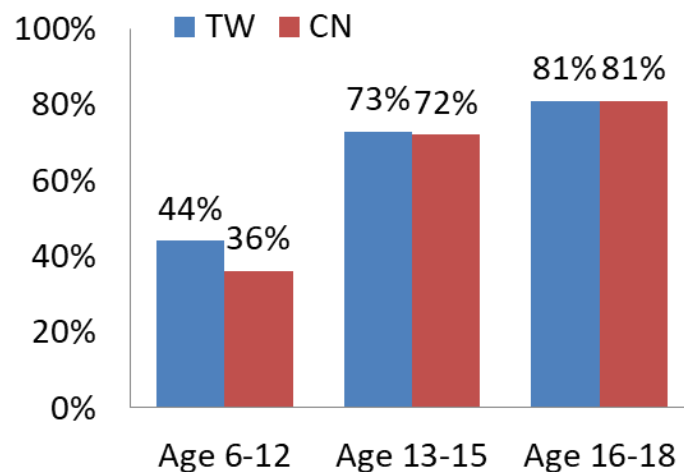
2025 Current Performance



High Myopia Prevalence Relating to Increasing Demands for Vision Improvement

- Long exposure to electronic devices has been causing early development of various eye diseases.
- In both Taiwan & China, over 80% of the teenagers suffers from myopia when they turn 18.
- Increasing demands under still low surgery penetration with the rise of technology and acceptance.

Myopia Prevalence in TW & CN, 2018



Source: Statistic Bureau, R.O.C. Taiwan, Morgan Stanley Research
National Health Commission of the People's Republic of China

Low Penetration of Refractive Surgery

	TW	CN
Population Eligible for Refractive Surgery	12M	700M
# of Refractive Surgery in 2022	38,000	2.4M
Penetration (annual)	0.32%	0.34%

Source: *The Ophthalmologist*, Internal Data

One-Stop Myopia Control Solutions



Orthokeratology



Daily Disposable
Soft Contact Lens



Defocus Incorporated
Multiple Segments
(DIMS) Lens



Atropine



Professional Service by UVB **e** 大學



Strong medical team
Prescriptions issued by doctors



Comprehensive outpatient consultation
Attentive follow-up management



Cutting-edge global technology
AI-driven precise fitting



Nationwide service locations
24-hour customer care hotline



Extensive optical experiences
Over 59,000 successful cases

Core Business & Driver for UVB's optometry in Taiwan



Pioneering Leadership through Revolutionary Equipment and All-Inclusive Surgical Solutions



SMILE = Small Incision Lenticule Extraction, proprietary technology of Zeiss



SMILE
10 Machines



SMILE PRO
10+1 Machines

SMILE[®]pro 2.0

Next-Gen Femtosecond
Laser Vision Correction

Safe, Minimally Invasive

0.2cm Incision, Rapid Recovery, No Dry Eyes

10-Second Speed

Fast & Secure

Advanced AI Navigation

Cyclotorsion & Centration Alignment,
Cloud-Based Big Data

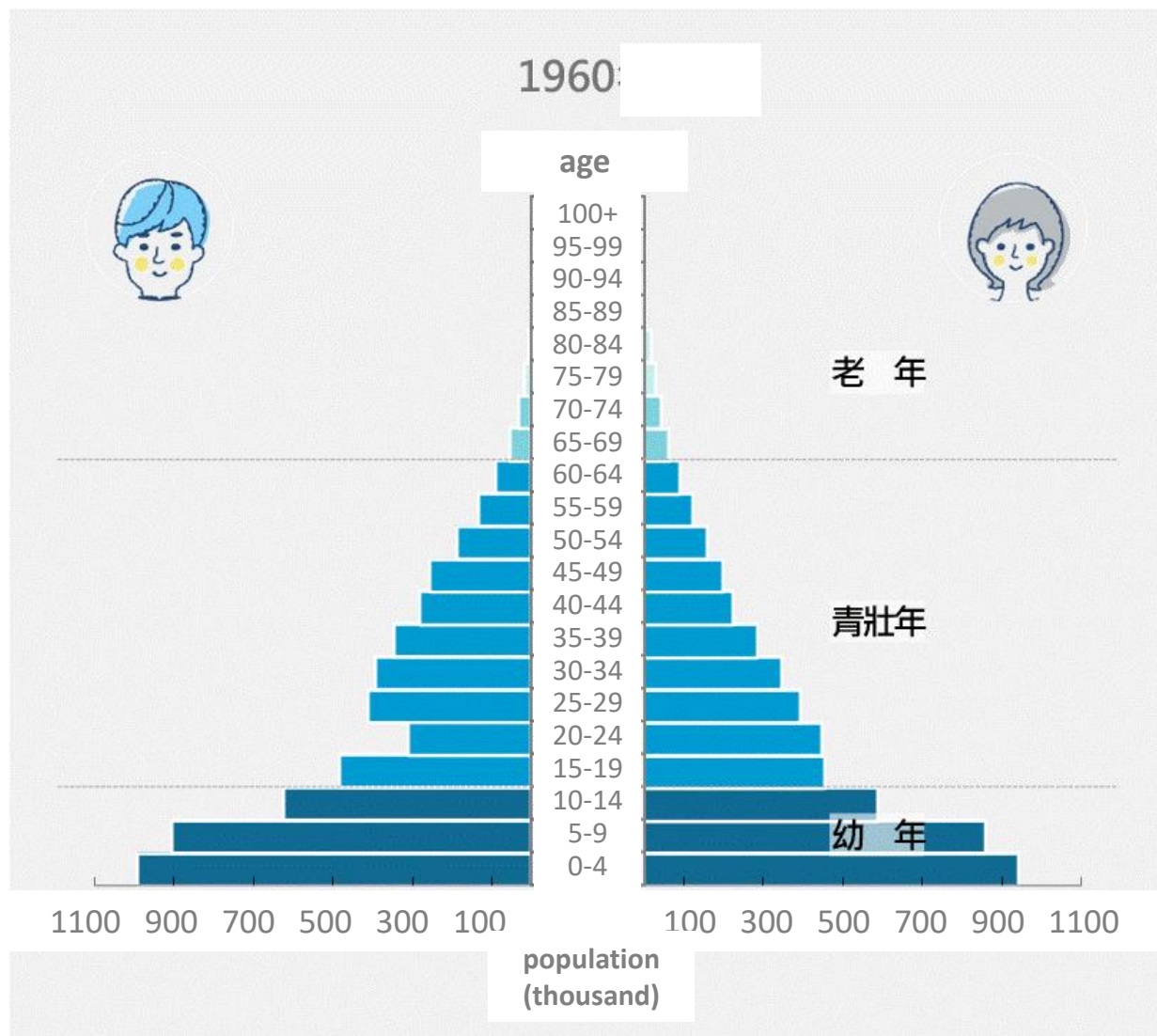
SMILE Series Dominates Taiwan's Refractive Surgery Market



10''
秒

進化
清晰未來

精準再升級
AI導航
近視雷射



Potential Targets for

Aged 55+

7.83M, 33%

Cataract/Presbyopia
Treatment

Aged 40-54

5.66M, 24%

Refractive/Presbyopia
Treatment

Aged 20-39

6.10M, 26%

Refractive/Myopia
Treatment

Based on population in 2023

Laser Vision Correction for Presbyopia

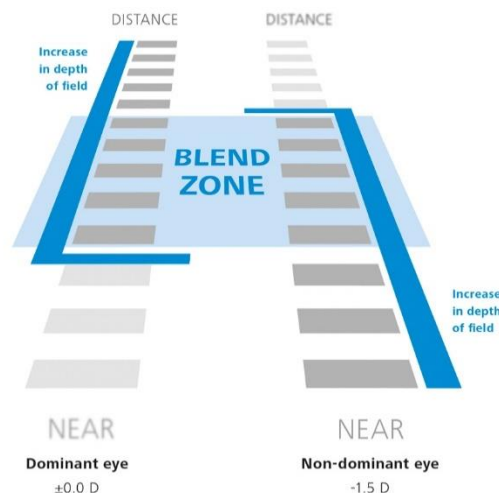
SMILE Series

- Minimally Invasive, 0.2 cm micro-incision
- Fast recovery, lower risk of dry eyes
- Ideal for patients needing quick visual recovery and with mild presbyopia symptoms

PRESBYOND® Laser Blended Vision (LBV)

- Customized treatment parameters
- Enhance stereoacuity, intermediate and overall vision quality
- Ideal for patients with significant presbyopia symptoms

PRESBYOND® Laser Blended Vision Technology



- ✓ Customized treatment profiles
- ✓ Optimize stereoacuity, eliminate multiple images
- ✓ All distances – near, intermediate to far
- ✓ Ideal for Reading & Digital Device Users



PRESBYOND® LBV 3 Machines

e 大學眼科

我做老花近視雷射

12年了

知名作家吳淡如

吳淡如

“看遠、看近
都還是很方便”



Focus on World-Class Technology and
Top-Tier Offerings of Cataract Treatment



Ziemer - FEMTO LDV Z8



LenSx

- FLACS = Femtosecond Laser Assisted Cataract Surgery

30+1 Machines



High Precision & Safety
AI Customization
Fast Post-Surgery Recovery
Excellent Visual Quality

- IOL = Intraocular Lens



Full range of functional lenses tailored to individual needs
Monofocal, bifocal, multifocal, toric (astigmatism), myopia and
presbyopia correcting



Stable Growth of High-End
Elective Services in Taiwan



白內障手術
我選  **大學眼科**

微創精準 · 專業安全 · 恢復快

終於擺脫長久以來戴眼鏡的困擾。現在
不管是開車、看劇本、再小的字都看得
清清楚楚，讚啦！

台灣戲劇演員 

2025 Store Expansion Plans

TAIWAN



Franchise Business :
Brand Licensing &
Clinical consulting services

29+1

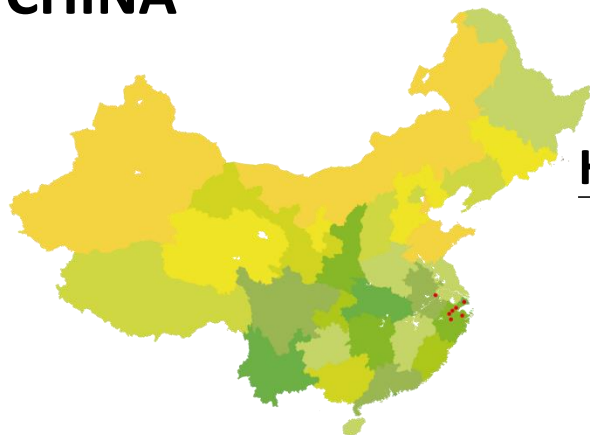
● Existing Centers

- Space Enlargement
- Equipment Upgrades → **2 Renovations**
- Capacity Increase

● New Centers

- Mid & South Taiwan
 - Metropolitan Areas
 - Network Extension
- + 3~4 Centers**

CHINA



Self-Operation : 4
Hospital Partnership : 5

9

● Existing Centers

- Space Expansion
- Equipment Upgrades
- Capacity & Service Increase

● New Centers

- Hospital Partnership
- Clinic Acquisition

Brand New Taoyuan Arts Eye Center

Taoyuan Arts Universal Eye Center – Grand Opening in Mar 2025

- **Strategic Urban Location**
Located in the heart of Taoyuan's Arts Center, this new center enhances service accessibility in a rapidly growing metropolitan area.
- **Purpose-Built Cutting-Edge Facility**
A modern, **over 660 m²**, **two-floor** center equipped with two operating rooms for **SMILE Pro** and **FLACS**, designed to support high-quality cataract and refractive surgeries.
- **Retail and Clinical Integration**
Includes a fully integrated **optical retail store**, offering comprehensive eye care and eyewear services under one roof.



Brand New Zhubei Eye Center

Zhubei Universal Eye Center – Soft Opening in May 2025, Grand Opening soon

- **Second Hsinchu Location**
A flagship standalone facility located in Zhubei City, strategically positioned **near the high-density residential area of Hsinchu Science Park.**
- **Spacious & Fully Equipped**
Over 660 m² across 2 floors, featuring **2 operating rooms** designed for high-volume surgical care.
- **Advanced Technology Integration**
Newly installed with **SMILE Pro** and **FLACS**, delivering state-of-the-art refractive and cataract surgery capabilities.
- **Optometry Retail Expansion**
Includes a brand-new **optical retail store**, enhancing service offerings and customer experience.





Company Profile

UVB Business Outlooks

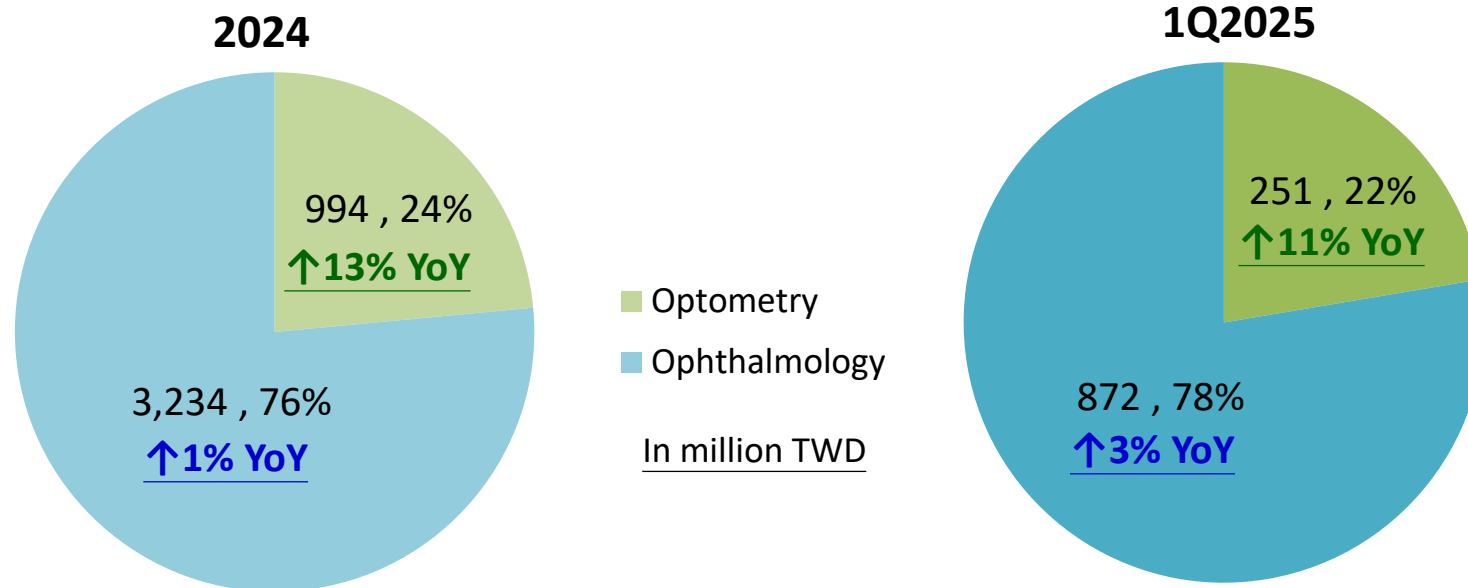
1Q2025 Earnings Results

2025 Current Performance

1Q2025 Consolidated Statements of Income

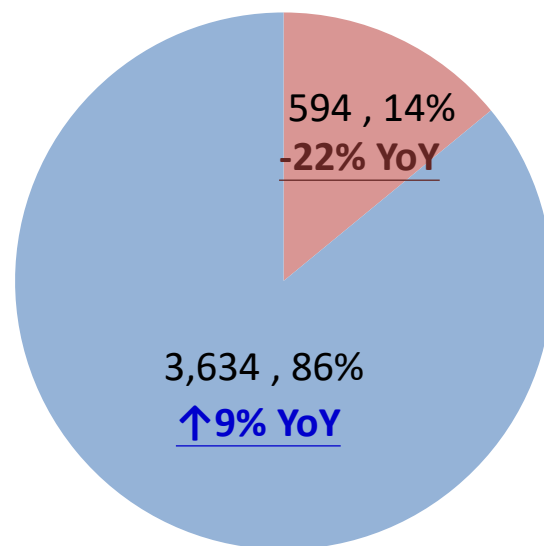
Items in Thousand TWD	1Q2025	%	4Q2024	%	QoQ	1Q2024	%	YoY
Operating Revenue	1,123,220	100	1,038,115	100	8.2%	1,071,180	100	4.9%
Operating Costs	456,612	40.7	427,608	41.2		410,140	38.3	
Gross Profit	666,608	59.3	610,507	58.8	+0.5ppt	661,040	61.7	-2.4ppt
Operating Expenses	273,948	24.4	242,847	23.4	+1ppt	293,133	27.4	-3ppt
Operating Profit	392,660	35.0	367,660	35.4	6.8%	367,907	34.3	6.7%
Non-operating Income & Expenses	58,115	5.2	(77,127)	(7.4)		7,774	0.7	
Profit Before Income Tax	450,775	40.1	290,533	28.0		375,681	35.1	
Income Tax	80,606	7.2	57,669	5.6		77,192	7.2	
Net Profit	370,169	33.0	232,864	22.4		298,489	27.9	
Net Profit Attributable to Owners of the Parent	362,648	32.3	239,043	23.0	51.7%	303,884	28.4	19.3%
Non-Controlling Interest	7,521	0.7	(6,179)	(0.6)		(5,395)	(0.5)	
EPS (NT\$)	4.28		2.82			3.59		

Sales Breakdown by Business

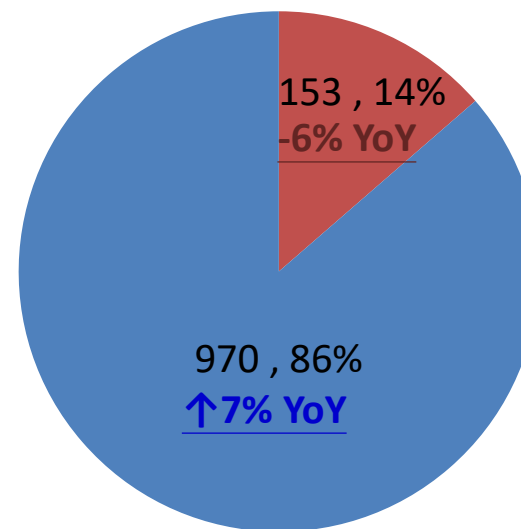


Ophthalmology	2024	1Q2025
Technical Service	56%	57%
Medical Supplies	14%	14%
Consulting	2.5%	3%
Store Rent	4%	4%

2024

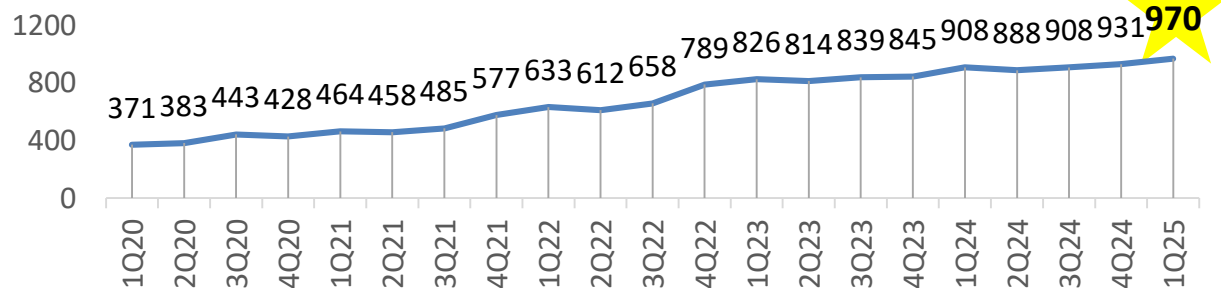


1Q2025

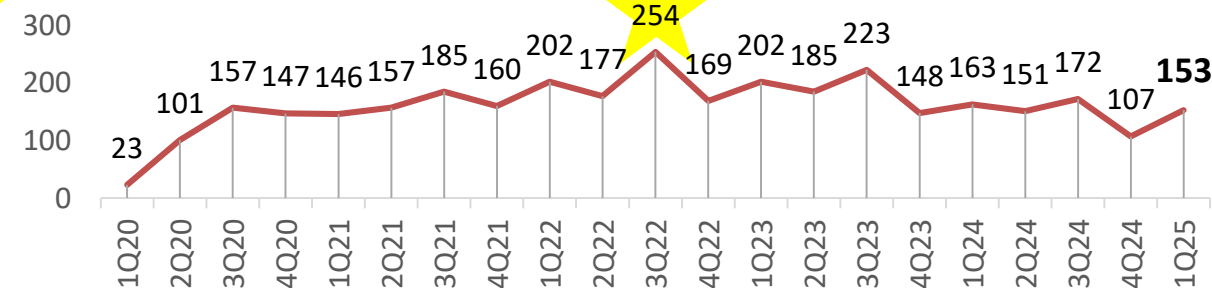


China
Taiwan

Taiwan Revenue

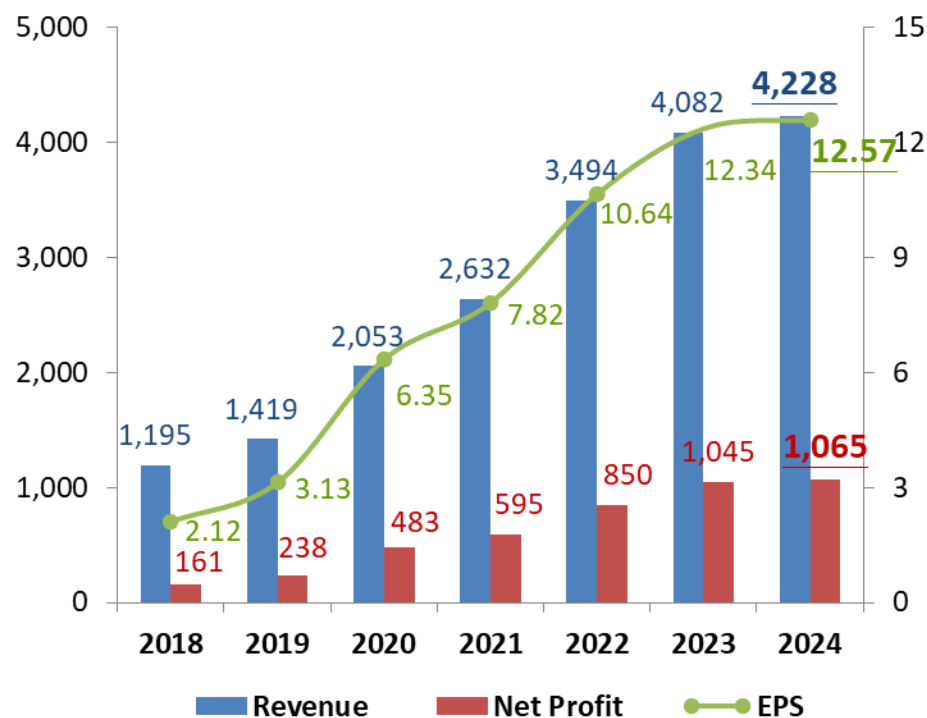


China Revenue

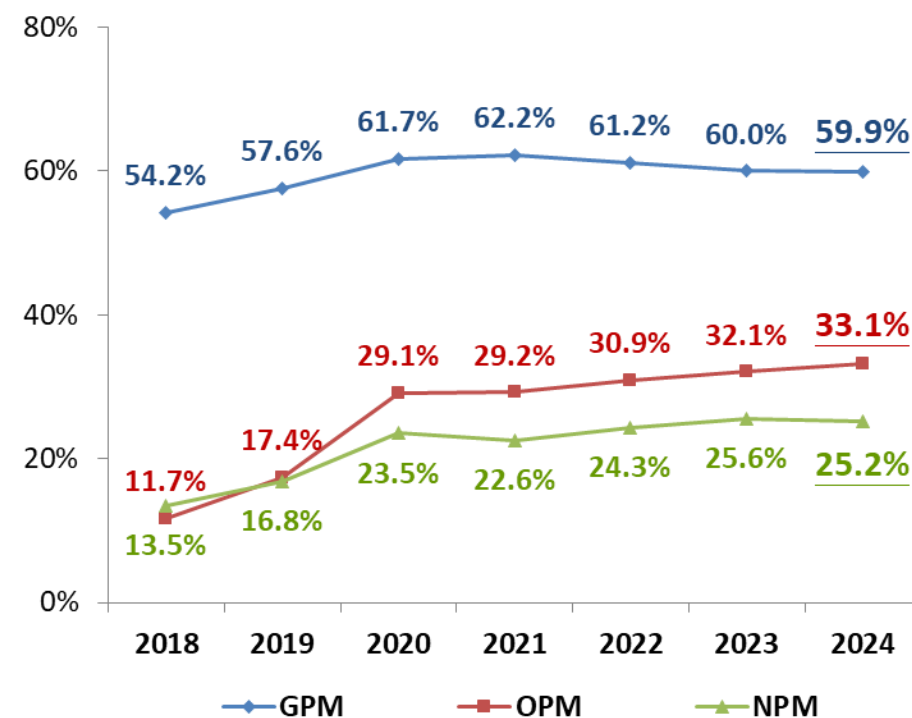


Revenue, Profit & EPS

In million TWD



Margin Ratios



	YEAR	2020	2021	2022	2023	2024	2025
Consolidated	ROE	25.9%	28.0%	33.7%	34.5%	29.6%	40.8%
	ROA	17.0%	18.0%	21.3%	22.4%	19.6%	25.0%
Parent (Standalone)	ROE	27.6%	29.0%	35.1%	35.8%	31.3%	41.6%
	ROA	18.9%	19.4%	22.9%	23.8%	21.3%	26.1%

- ROE figures are annualized based on average equity attributable to shareholders of the parent company.
- ROA figures are annualized based on average total asset.

YEAR	2020	%	2021	%	2022	%	2023	%	2024	%
EPS	6.35	100%	7.82	100%	10.64	100%	12.34	100%	12.57	100%
Dividend	4.2	66%	5.5	70%	6.6	62%	7	57%	7.5	60%
- Cash	4.2	66%	5	64%	6	56%	7	57%	7.5	60%
- Stock	0	0%	0.5	6%	0.6	6%	0	0%	0	0%
Capital	761M		761M		799M		847M		847M	



Company Profile

UVB Business Outlooks

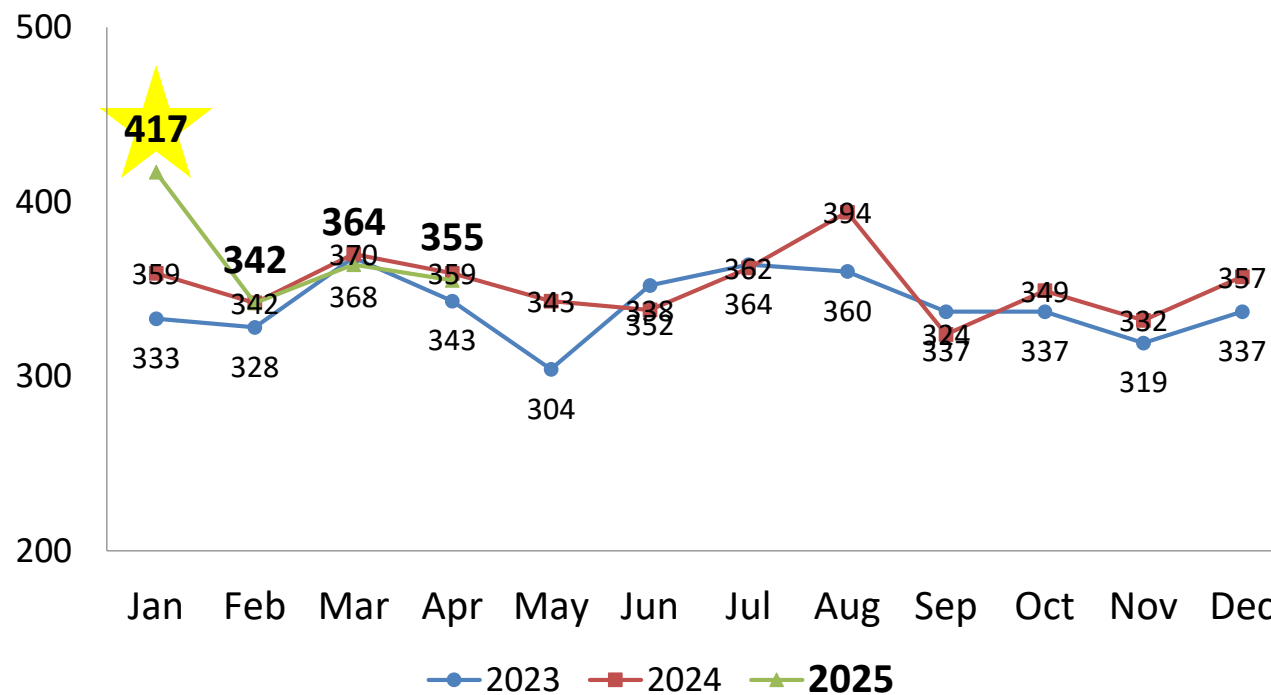
1Q2025 Earnings Results

2025 Current Performance


Steady Growth Momentum

In Million TWD

Monthly Sales



2025YTD Revenue	2024YTD Revenue	YoY%
1,478	1,430	3%



Thank You

Investor Relations
ir@eyecenter.com.tw